



*Baldwin Schools...Building the Foundation for Lifelong Learning*

**BALDWIN UNION FREE SCHOOL DISTRICT**

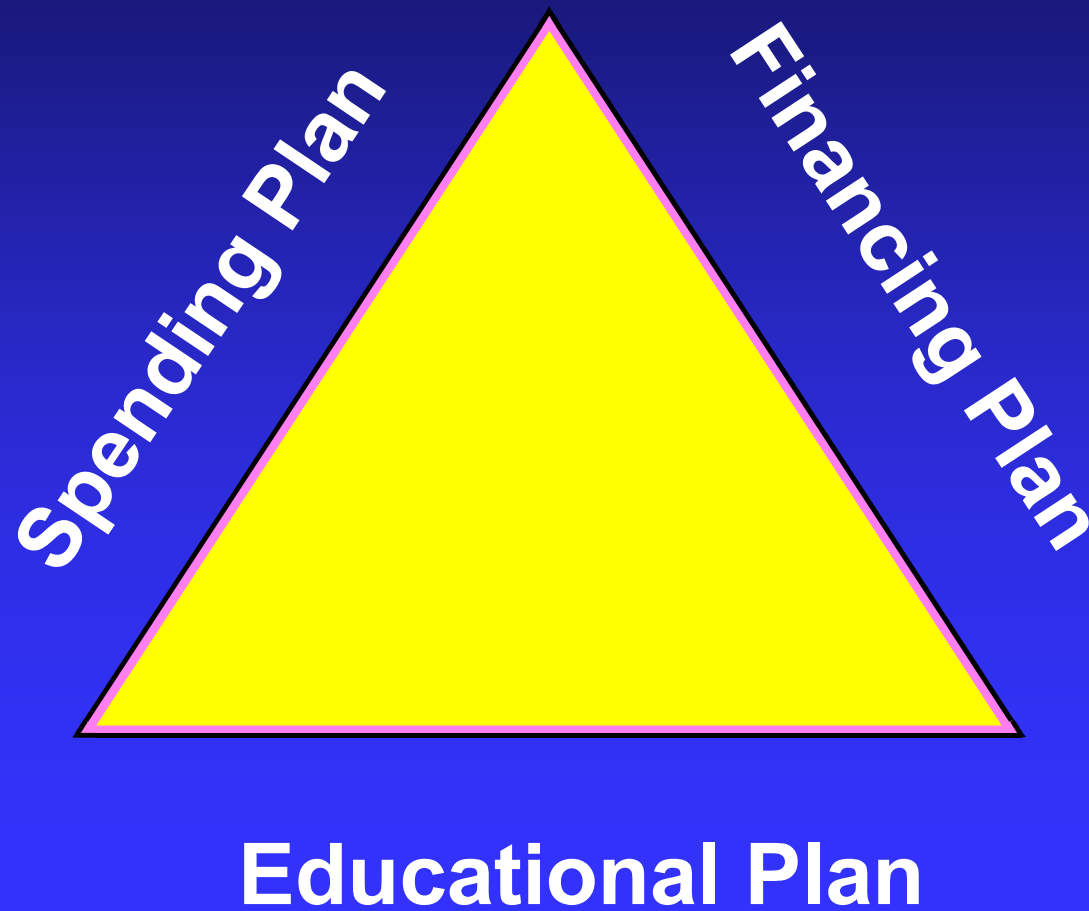
**ANNUAL**




**BUDGET**

**2010-2011**

# What is a School Budget?



# REVENUES




# SOURCES OF REVENUES

- ❖ Property Taxes
- ❖ State & Federal Aid
- ❖ STAR Program
- ❖ Tuition & Fees
- ❖ Interest
- ❖ Miscellaneous Revenues



# PROPERTY TAXES

- Largest source of revenue for Baldwin, as well as for nearly all LI districts, which are poorly aided by the State
- Accounts for 71.55% of the district's operating revenue



# S.T.A.R. Program - School Tax Relief Program

- In 2009-2010 *STAR* provided approximately **\$11,000,000** of school tax relief to homeowners in Baldwin.
- In 2010-2011 the program continues to be implemented to offset additional property taxes.
- *This program significantly reduces school taxes to the local taxpayer.*

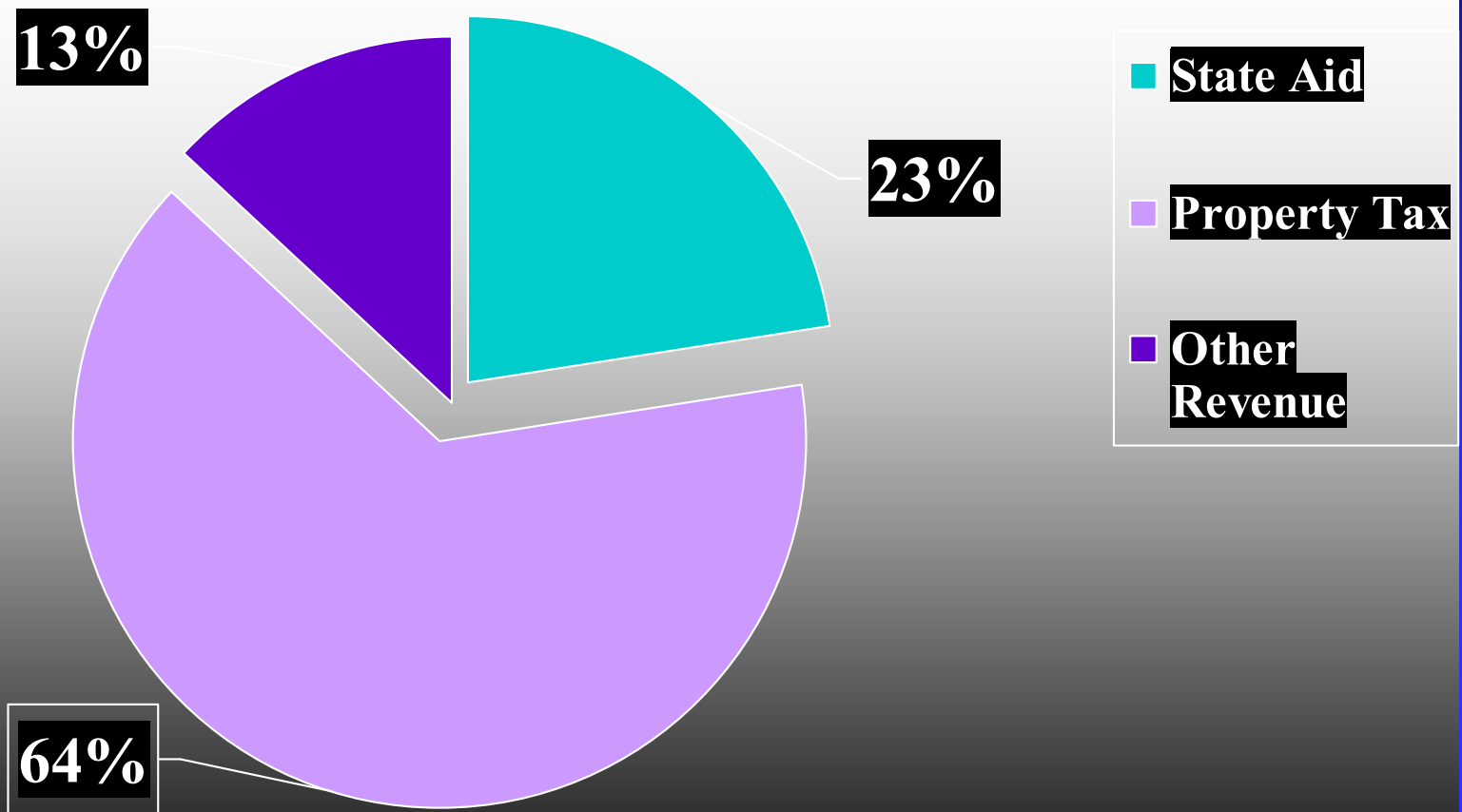
# Other Revenue Sources

- ☞ Charges for health services provided to non-resident students attending Baldwin parochial schools
- ☞ Earnings on invested funds
- ☞ Medicaid Reimbursement
- ☞ Facilities rental charges
- ☞ Continuing Education and Summer School fees

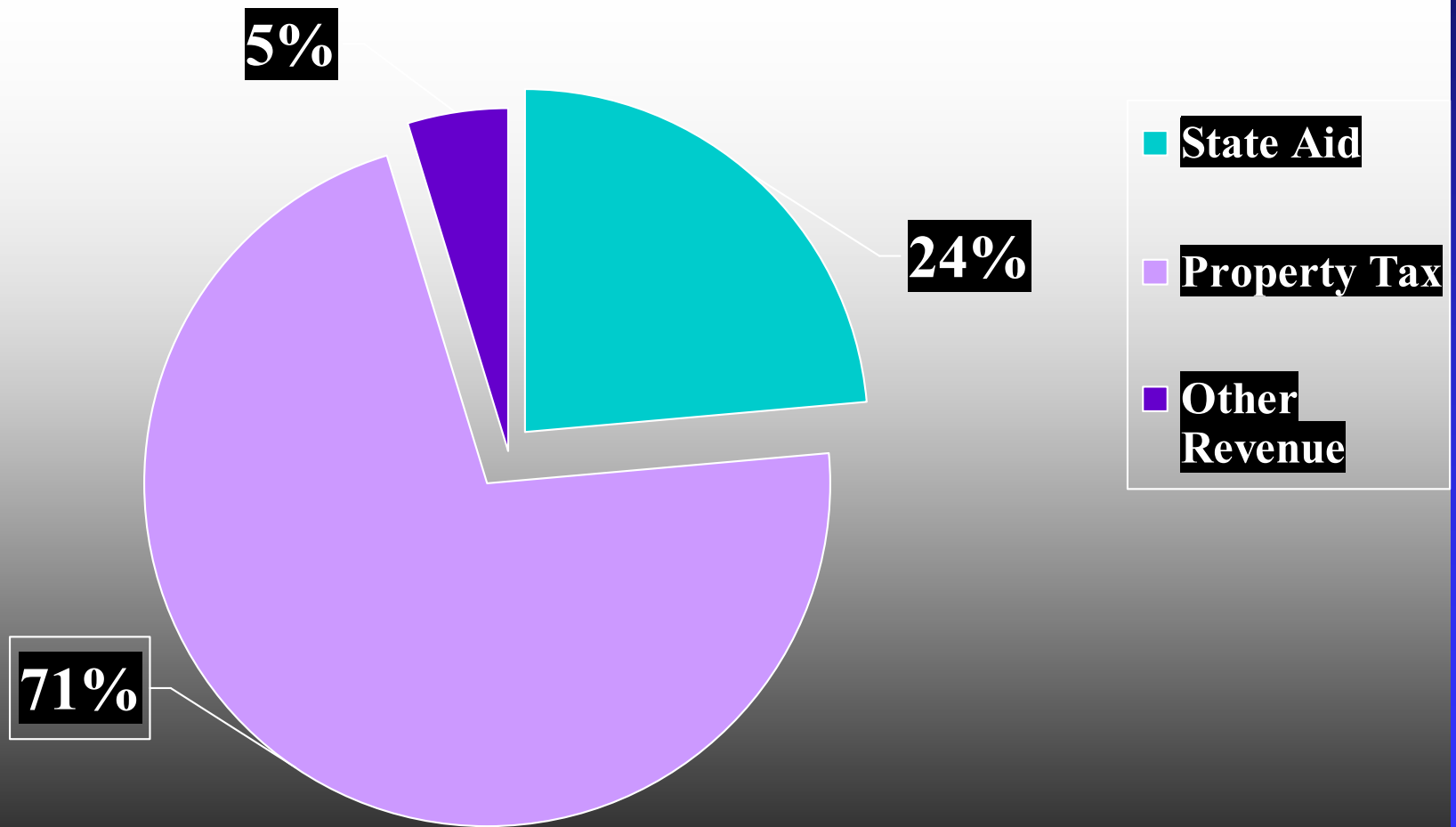
# STATE AID

- ◆ CURRENTLY ACCOUNTS FOR APPROXIMATELY 23.86% of DISTRICT REVENUE
- ◆ *Operating Aid*
- ◆ *Aid for Students with Disabilities*
- ◆ *BOCES Aid*
- ◆ *Transportation Aid*
- ◆ *Building Aid*

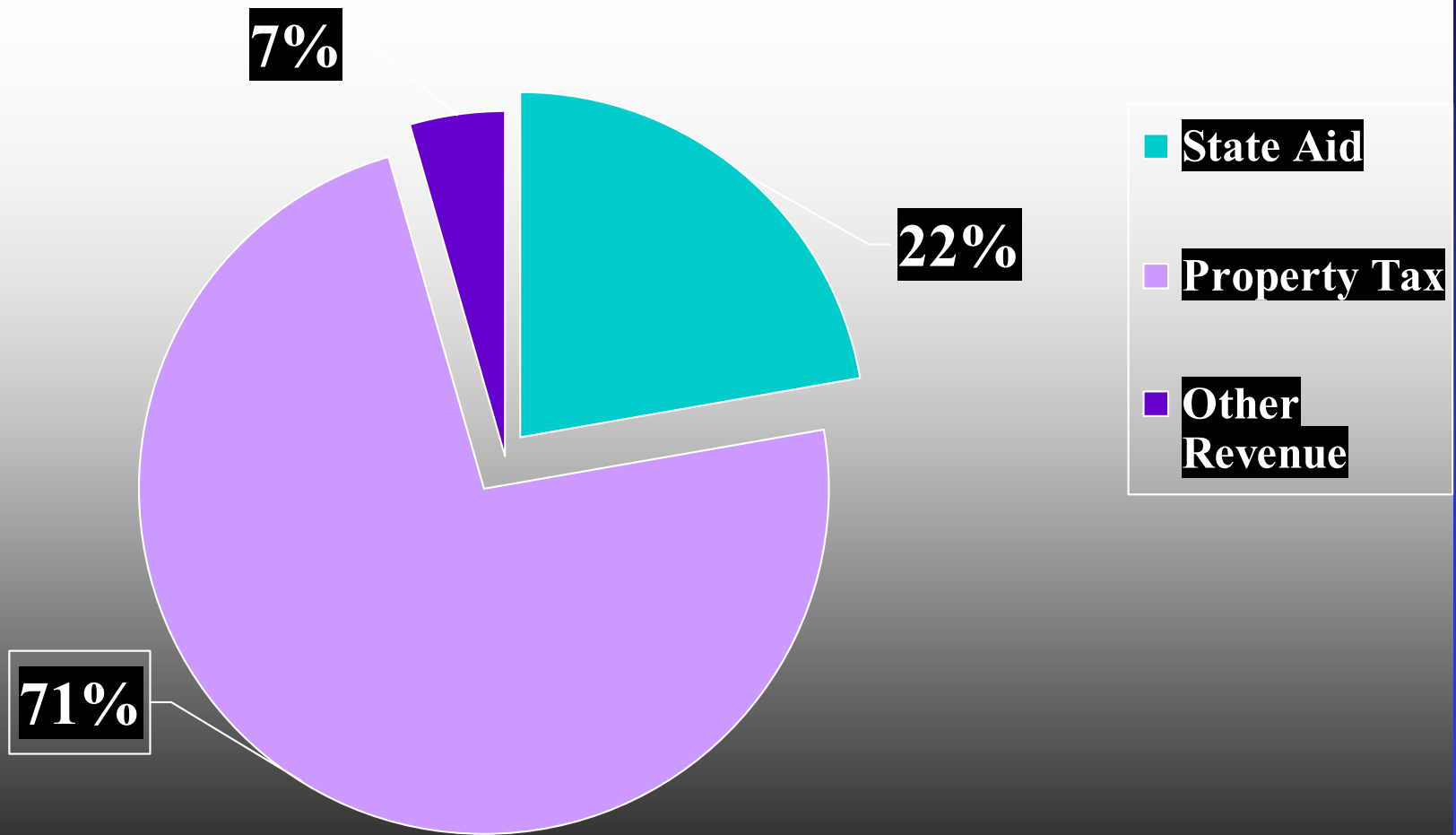
# Sources of Revenue, 1989-90



# Sources of Revenue, 1999-00



# Sources of Revenue, 2010-11



# STATE AID

SCHOOL YEAR	AMOUNT
2003-2004	\$17,334,177
2004-2005	\$17,684,312
2005-2006	\$18,859,573
2006-2007	\$21,064,297
2007-2008	\$23,253,414
2008-2009	\$26,870,591
2009-2010	\$27,219,716
2010-2011	\$25,780,510

**THANK YOU!**

For Attending Tonight's Presentation

PLEASE VOTE ON MAY 18, 2010